



# 4N30

*Power MOSFET*

## 4A, 300V N-CHANNEL POWER MOSFET

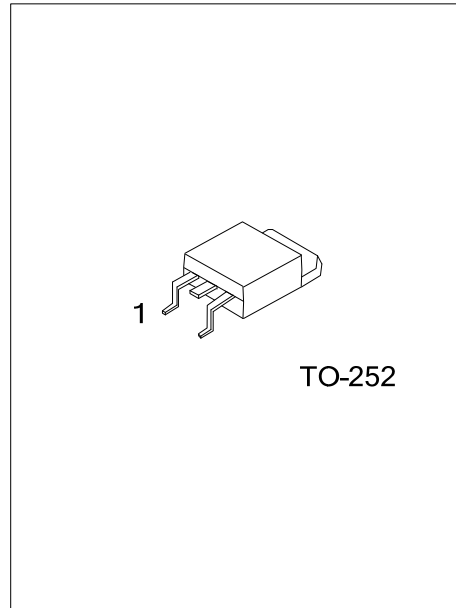
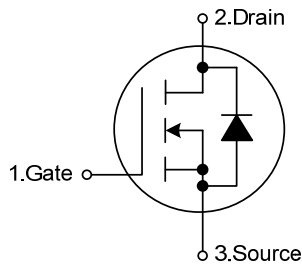
■ DESCRIPTION

The UTC **4N30** is an N-channel mode power MOSFET using UTC's advanced technology to provide customers with a minimum on-state resistance, low gate charge and superior switching performance.

■ FEATURES

- \*  $R_{DS(ON)} < 2\Omega$  @  $V_{GS}=10V, I_D=4A$
- \* High switching speed
- \* Typically 3.2nC low gate charge
- \* 100% avalanche tested

■ SYMBOL



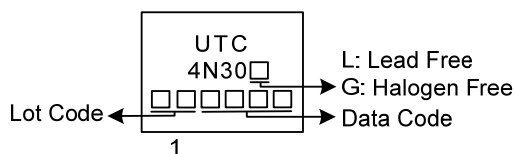
■ ORDERING INFORMATION

Ordering Number		Package	Pin Assignment			Packing
Lead Free	Halogen Free		1	2	3	
4N30L-TN3-R	4N30G-TN3-R	TO-252	G	D	S	Tape Reel

Note: Pin Assignment: G: Gate D: Drain S: Source

<p>4N30G-TN3-R</p> <ul style="list-style-type: none"> <li>(1)Packing Type</li> <li>(2)Package Type</li> <li>(3)Green Package</li> </ul>	<ul style="list-style-type: none"> <li>(1) R: Tape Reel</li> <li>(2) TN3: TO-252</li> <li>(3) G: Halogen Free and Lead Free, L: Lead Free</li> </ul>
---	--

■ MARKING



### ■ ABSOLUTE MAXIMUM RATINGS

PARAMETER		SYMBOL	RATINGS	UNIT
Drain-Source Voltage		$V_{DSS}$	300	V
Gate-Source Voltage		$V_{GSS}$	$\pm 20$	V
Continuous Drain Current		$I_D$	4	A
Avalanche Current		$I_{AR}$	4	A
Avalanche Energy	Single Pulsed	$E_{AS}$	52	mJ
	Repetitive	$E_{AR}$	52	mJ
Power Dissipation		$P_D$	1.14	W
Junction Temperature		$T_J$	+150	$^{\circ}\text{C}$
Storage Temperature		$T_{STG}$	-55 ~ +150	$^{\circ}\text{C}$

Note: Absolute maximum ratings are those values beyond which the device could be permanently damaged. Absolute maximum ratings are stress ratings only and functional device operation is not implied.

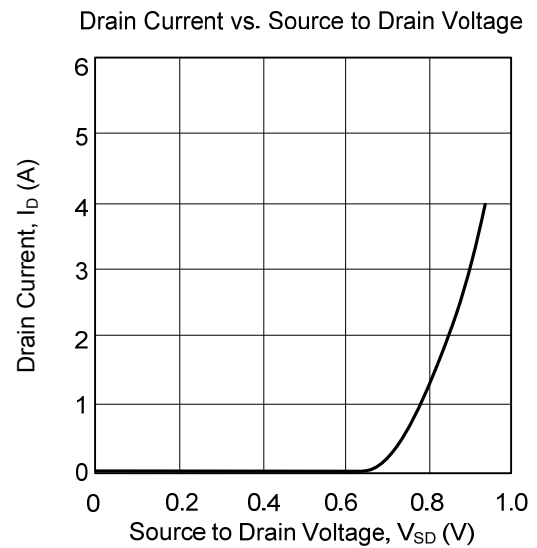
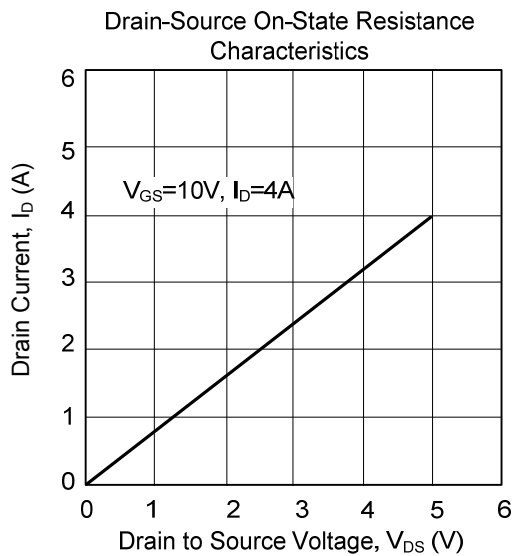
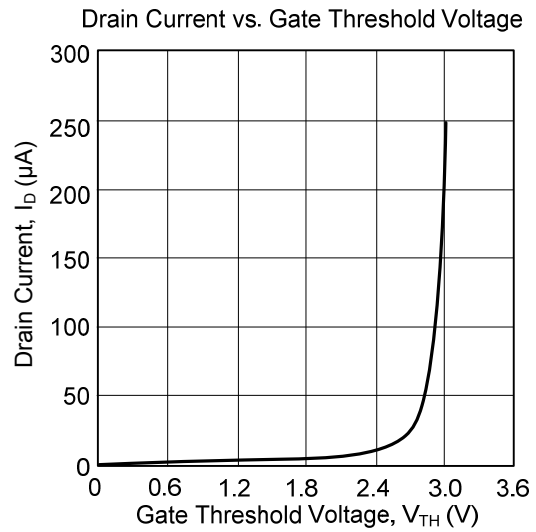
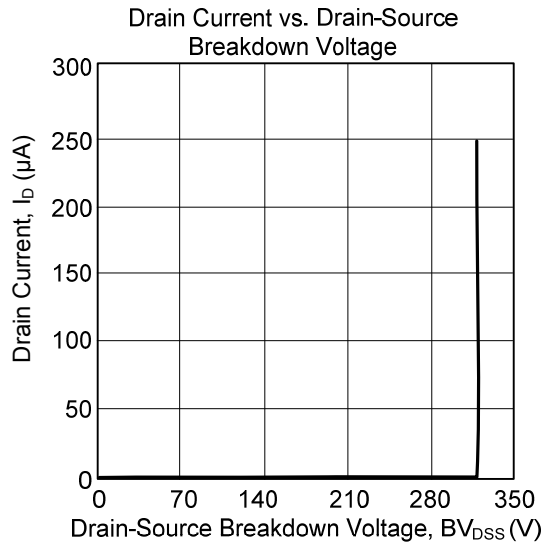
### ■ THERMAL DATA

PARAMETER	SYMBOL	RATINGS	UNIT
Junction to Ambient	$\theta_{JA}$	110	$^{\circ}\text{C}/\text{W}$
Junction to Case	$\theta_{JC}$	2.5	$^{\circ}\text{C}/\text{W}$

### ■ ELECTRICAL CHARACTERISTICS

PARAMETER	SYMBOL	TEST CONDITIONS	MIN	TYP	MAX	UNIT
<b>OFF CHARACTERISTICS</b>						
Drain-Source Breakdown Voltage	$BV_{DSS}$	$I_D=250\mu\text{A}, V_{DS}=0\text{V}$	300			V
Drain-Source Leakage Current	$I_{DSS}$	$V_{DS}=300\text{V}$			1	$\mu\text{A}$
Gate-Source Leakage Current	$I_{GSS}$	Forward			$\pm 100$	nA
		Reverse			$\pm 100$	nA
<b>ON CHARACTERISTICS</b>						
Gate Threshold Voltage	$V_{GS(TH)}$	$I_D=250\mu\text{A}$	2		4	V
Static Drain-Source On-State Resistance	$R_{DS(ON)}$	$V_{GS}=10\text{V}, I_D=4\text{A}$			2	$\Omega$
<b>DYNAMIC PARAMETERS</b>						
Input Capacitance	$C_{ISS}$	$V_{GS}=0\text{V}, V_{DS}=25\text{V}, f=1\text{MHz}$			850	pF
Output Capacitance	$C_{OSS}$				250	pF
Reverse Transfer Capacitance	$C_{RSS}$				200	pF
<b>SWITCHING PARAMETERS</b>						
Total Gate Charge	$Q_G$	$V_{DD}=50\text{V}, I_D=4\text{A}, I_G=100\mu\text{A}, V_{GS}=10\text{V}$		3.2		nC
Gate to Source Charge	$Q_{GS}$			0.64		nC
Gate to Drain Charge	$Q_{GD}$			1.6		nC
Turn-ON Delay Time	$t_{D(ON)}$	$V_{DD}=30\text{V}, I_D=4\text{A}, R_G=25\Omega, V_{GS}=0\sim 10\text{V}$		6		ns
Rise Time	$t_R$			38		ns
Turn-OFF Delay Time	$t_{D(OFF)}$			11		ns
Fall-Time	$t_F$			13		ns
<b>SOURCE- DRAIN DIODE RATINGS AND CHARACTERISTICS</b>						
Maximum Body-Diode Continuous Current	$I_S$				4	A
Maximum Body-Diode Pulsed Current	$I_{SM}$				16	A
Drain-Source Diode Forward Voltage	$V_{SD}$	$I_S=4\text{A}$	0.1		1.48	V

## TYPICAL CHARACTERISTICS



UTC assumes no responsibility for equipment failures that result from using products at values that exceed, even momentarily, rated values (such as maximum ratings, operating condition ranges, or other parameters) listed in products specifications of any and all UTC products described or contained herein. UTC products are not designed for use in life support appliances, devices or systems where malfunction of these products can be reasonably expected to result in personal injury. Reproduction in whole or in part is prohibited without the prior written consent of the copyright owner. UTC reserves the right to make changes to information published in this document, including without limitation specifications and product descriptions, at any time and without notice. This document supersedes and replaces all information supplied prior to the publication hereof.