



GENERAL USE LED

■ FEATURES

- * Compatible with automatic placement equipment
- * Compatible with infrared and vapor phase reflow solder process
- * Mono-color-type
- * Pb-free

■ APPLICATIONS

- * LCD back light
- * Mobile phones: LCD
- * Status indicators: Consumer & industrial electronics
- * General use

■ ABSOLUTE MAXIMUM RATINGS (Ta=25°C)

PARAMETER	SYMBOL	RATINGS	UNIT
DC Forward Current	I_F	20	mA
Forward Pulse Current (Note1)	I_{FP}	30	mA
Reverse Voltage	V_R	5	V
Power Dissipation	P_D	70	mW
Operation Temperature	T_{OPR}	-30 ~ +60	°C
Storage Temperature	T_{STG}	-40 ~ +65	°C

Note: 1. Pulse width 0.1msec max. Duty cycle 1/10

2. Absolute maximum ratings are those values beyond which the device could be permanently damaged.
Absolute maximum ratings are stress ratings only and functional device operation is not implied.

■ ELECTRICAL CHARACTERISTICS

PARAMETER	SYMBOL	TEST CONDITIONS	MIN	TYP	MAX	UNIT
Forward Voltage	V_F	$I_F=20\text{mA}$	2.8		3.8	V
Reverse Current	I_R	$V_R=5\text{V}$	0		10	uA
Luminous Intensity	I_V	$I_F=20\text{mA}$		1000		mcd
Viewing Angle	2θ1/2	$I_F=20\text{mA}$		110		Deg

Note: 1. Tolerance of luminous intensity is 10%

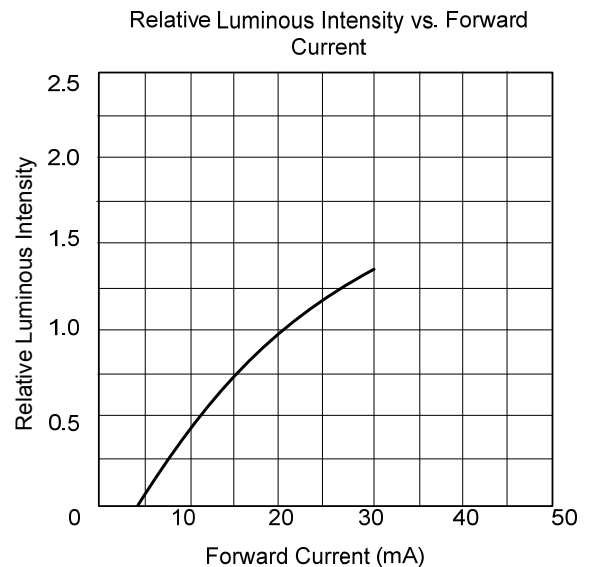
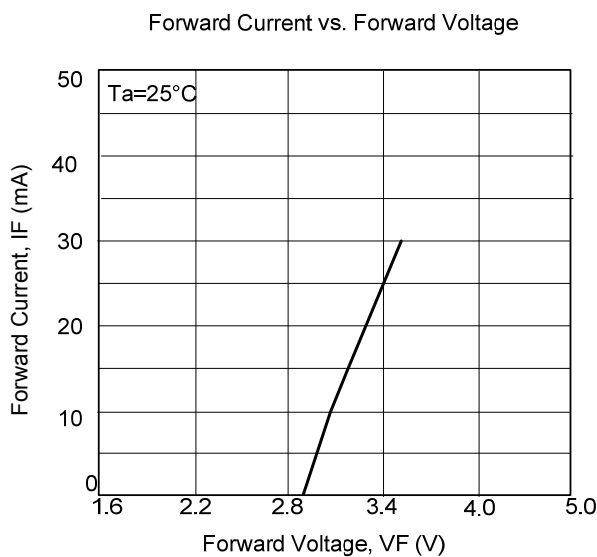
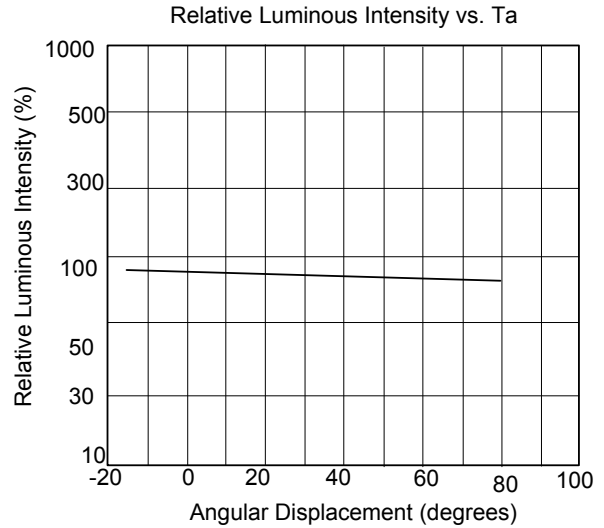
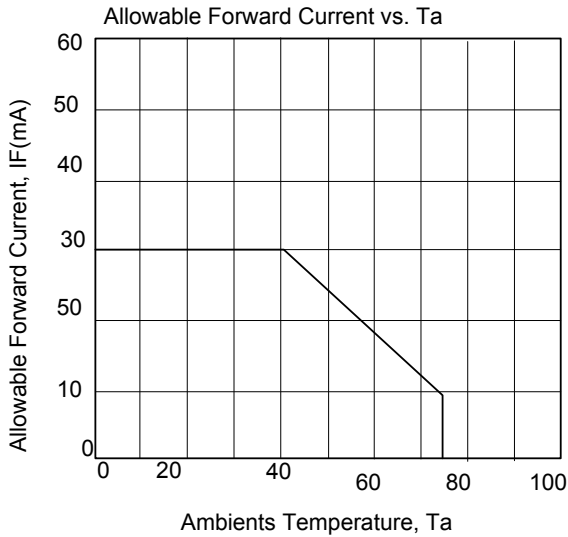
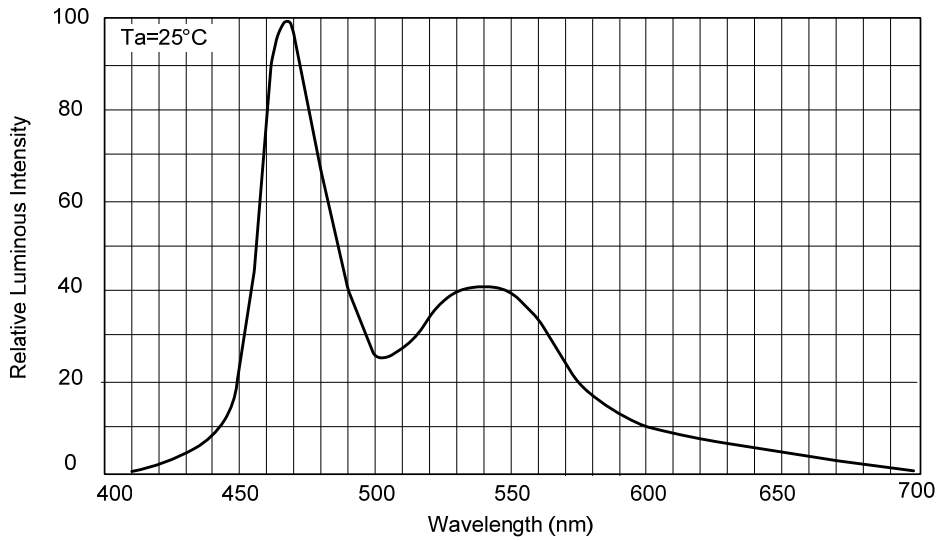
2. Tolerance of forward voltage is ±0.05V

■ RELIABILITY ITEMS AND CONDITIONS

NO.	ITEMS	TEST CONDITIONS	NOTE	RESULT
1	Resistance to Soldering Heat	+0 °C 260 °C 5 °C	5Sec.	Pass
2	Thermal Shock	-20°C ~ 100°C 10Min. 5Sec. 10Min.	50Cycles	Pass
3	Temperature Cycle	-40°C 25°C 100°C 30Min. 5Min. 30Min.	100Cycles	Pass
4	Hi-Temp. Storage	100°C	1000Hrs	Pass
5	Low-Temp. Storage	-40°C	1000Hrs	Pass
6	Hi-Temperature/ Hi-Humidity Test	60°C/90%RH	1000Hrs	Pass
7	Operating Life	$I_F = 20\text{mA}$	1000Hrs	Pass
8	Life Time 1	20mA@ROOM TEMP	1000Hrs	Pass
9	Life Time 2	20mA@-40°C	1000Hrs	Pass
10	ON/OFF Test	IF=20mA Pulse width 0.1msec max. Duty cycle1/10	100,000 Cycles	Pass

■ TYPICAL CHARACTERISTICS

Wavelength Characteristics



UTC assumes no responsibility for equipment failures that result from using products at values that exceed, even momentarily, rated values (such as maximum ratings, operating condition ranges, or other parameters) listed in products specifications of any and all UTC products described or contained herein. UTC products are not designed for use in life support appliances, devices or systems where malfunction of these products can be reasonably expected to result in personal injury. Reproduction in whole or in part is prohibited without the prior written consent of the copyright owner. The information presented in this document does not form part of any quotation or contract, is believed to be accurate and reliable and may be changed without notice.