



LIS05AF-60

INFRARED LAMP LED

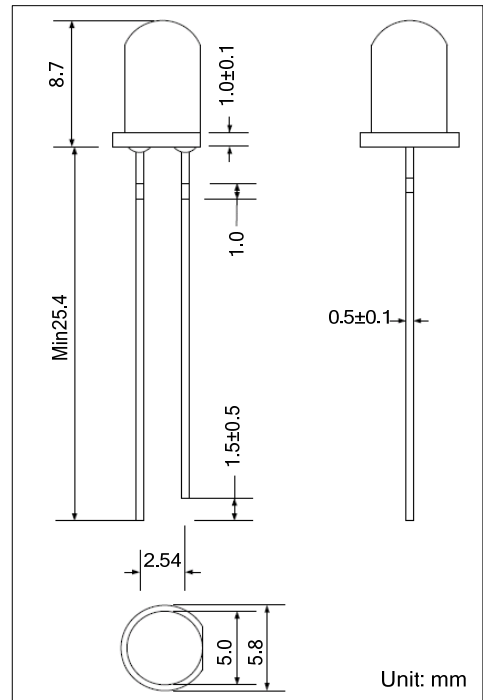
LIS05AF-60

■ DESCRIPTION

The UTC **LIS05AF-60** is kind of a infrared lamp led which is specially applicatted for the lamp. The features include: free air transmission system, opto-electronic switch and floppy disk drive.

■ FEATURES

- * With Infrared applied system
- * Internal Smoke detector



■ ORDERING INFORMATION

Ordering Number
LIS05AF-60

<p>L I S 0 5 A F - 6 0</p>	<p>(1)View Angle (2)Package Outline (3)Encapsulate Type (4)Diameter of Lamp (5)Color Type (6)Product Type</p>	<p>(1) 60: 60°±3° (2) F: Round with Brim (3) A: Colorless Transparent (4) 05: Φ5 (5) IS: Infrared (850nm) (6) L: Lamp</p>
----------------------------	--	--

■ ABSOLUTE MAXIMUM RATING

PARAMETER	SYMBOL	RATINGS	UNIT
Reverse Voltage	V_R	5	V
Forward Current	I_F	20	mA
Peak Forward current (Note 2)	I_{FM}	1000	mA
Power Dissipation	P_D	150	mW
Operation Temperature	T_A	-30~+65	°C
Lead Soldering Temperature (Note 3)	T_{SD}	260	°C
Storage Temperature	T_{STG}	-40~+80	°C

Note: 1. Absolute maximum ratings are those values beyond which the device could be permanently damaged.

Absolute maximum ratings are stress ratings only and functional device operation is not implied.

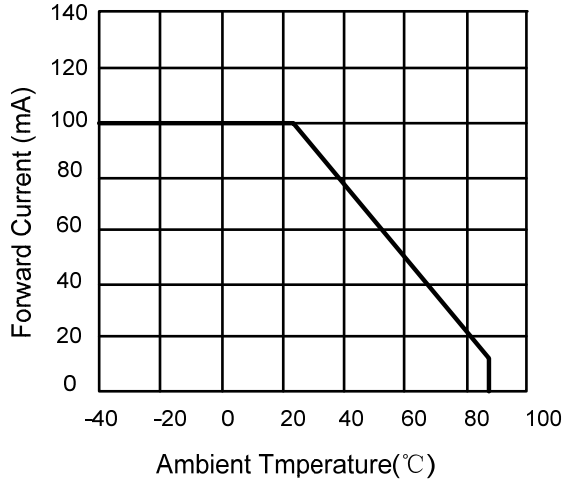
2. IFP Conditions----Pulse Width $\leq 100\mu s$ and Duty $\leq 1\%$. (Pulse test)
3. $t \leq 5s$, to shell 2mm

■ ELECTRICAL CHARACTERISTICS ($T_A=25^\circ C$, unless otherwise specified)

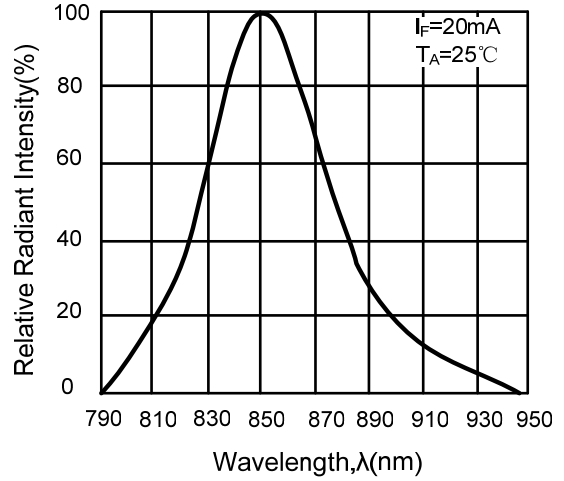
PARAMETER	SYMBOL	TEST CONDITIONS	MIN	TYP	MAX	UNIT
Forward Voltage	V_F	$I_F=20mA$	1.1		1.5	V
Reverse Current	I_R	$V_R=5V$	0		10	μA
Radiant Intensity	E_e	$I_F=20mA$	6		11	mW/sr
Peak Wavelength	λ_p	$I_F=20mA$		850		nm
Spectral Radiation Bandwidth	$\Delta\lambda$	$I_F=20mA$		45		nm
Viewing Angle	$2\theta_{1/2}$			60		deg
Rise Time	T_R	$I_F=20mA$		2		μs
Fall Time	T_F	$I_F=20mA$		1		μs

TYPICAL CHARACTERISTICS

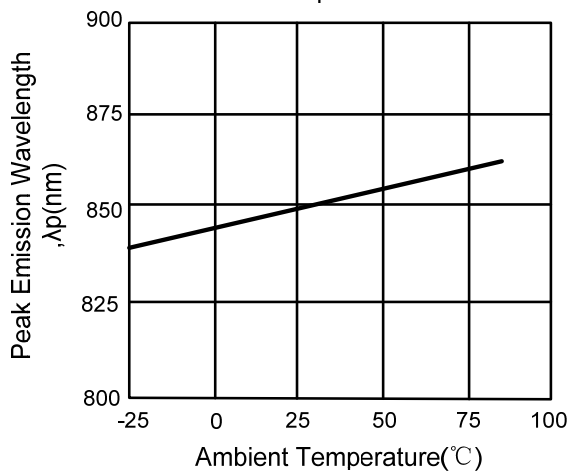
Foward Current vs. Ambient Temperature



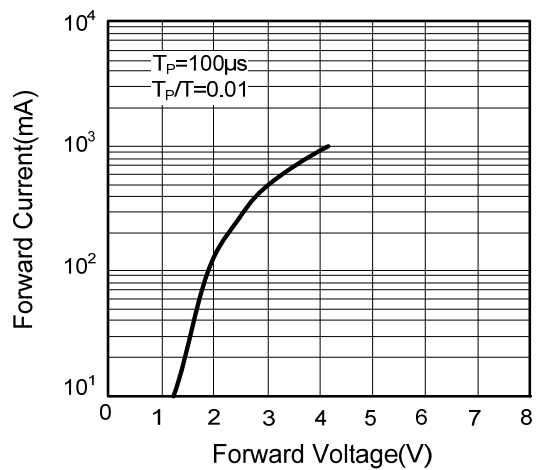
Spectral Distribution



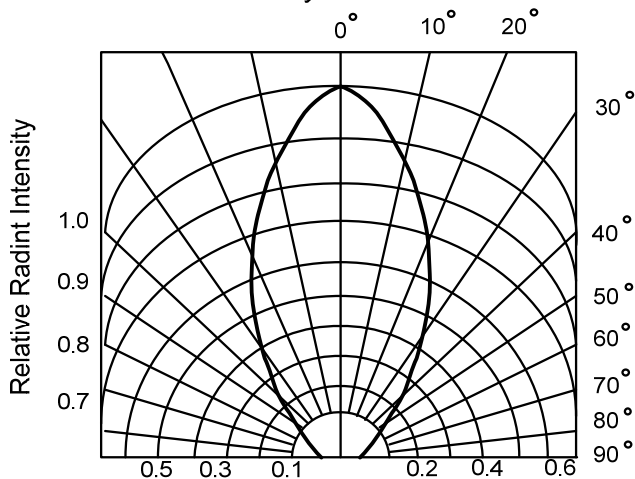
Peak Emission Wavelength Ambient Temperature



Forward Current vs. Forward Voltage



Radiant Intensity vs. Forward Current



UTC assumes no responsibility for equipment failures that result from using products at values that exceed, even momentarily, rated values (such as maximum ratings, operating condition ranges, or other parameters) listed in products specifications of any and all UTC products described or contained herein. UTC products are not designed for use in life support appliances, devices or systems where malfunction of these products can be reasonably expected to result in personal injury. Reproduction in whole or in part is prohibited without the prior written consent of the copyright owner. The information presented in this document does not form part of any quotation or contract, is believed to be accurate and reliable and may be changed without notice.