



UF601

Power MOSFET

0.185A, 600V N-CHANNEL DEPLETION-MODE POWER MOSFET

■ DESCRIPTION

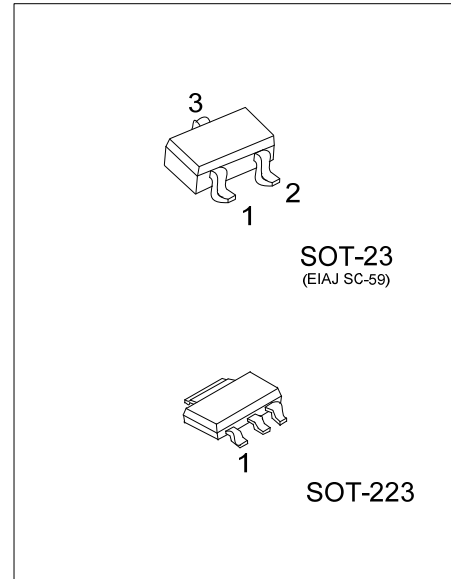
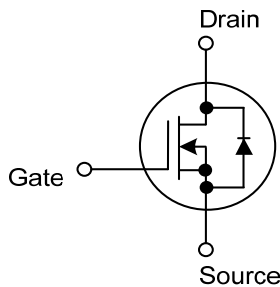
The UTC **UF601** is an N-channel power MOSFET using UTC's advanced technology to provide the customers with high switching speed.

■ FEATURES

* $R_{DS(ON)} \leq 120 \Omega$ @ $V_{GS}=0V, I_D=3.0mA$

* High Switching Speed

■ SYMBOL



■ ORDERING INFORMATION

Ordering Number		Package	Pin Assignment			Packing
Lead Free	Halogen Free		1	2	3	
UF601L-AA3-R	UF601G-AA3-R	SOT-223	G	D	S	Tape Reel
UF601L-AE3-R	UF601G-AE3-R	SOT-23	G	S	D	Tape Reel

Note: Pin Assignment: G: Gate D: Drain S: Source

<p>UF601G-AA3-R</p>	<p>(1) R: Tape Reel</p> <p>(2) AA3: SOT-223, AE3: SOT-23</p> <p>(3) G: Halogen Free and Lead Free, L: Lead Free</p>
---------------------	---

■ MARKING

SOT-223	SOT-23

■ ABSOLUTE MAXIMUM RATINGS ($T_A=25^{\circ}\text{C}$, unless otherwise specified)

PARAMETER		SYMBOL	RATINGS	UNIT
Drain-Source Voltage (Note 2)		V_{DSS}	600	V
Drain-Gate Voltage (Note 2)		V_{DGX}	600	V
Gate-Source Voltage		V_{GSS}	± 20	V
Drain Current	Continuous	I_D	0.185	A
	Pulsed	I_{DM}	0.740	A
Power Dissipation	SOT-223	P_D	0.8	W
	SOT-23		0.5	W
Junction Temperature		T_J	+150	$^{\circ}\text{C}$
Storage Temperature		T_{STG}	-55 ~ +150	$^{\circ}\text{C}$

Notes: 1. Absolute maximum ratings are those values beyond which the device could be permanently damaged.

Absolute maximum ratings are stress ratings only and functional device operation is not implied.

2. $T_J=+25^{\circ}\text{C}\sim+150^{\circ}\text{C}$

■ THERMAL DATA

PARAMETER		SYMBOL	RATINGS	UNIT
Junction to Ambient	SOT-223	θ_{JA}	150	$^{\circ}\text{C}/\text{W}$
	SOT-23		250	$^{\circ}\text{C}/\text{W}$

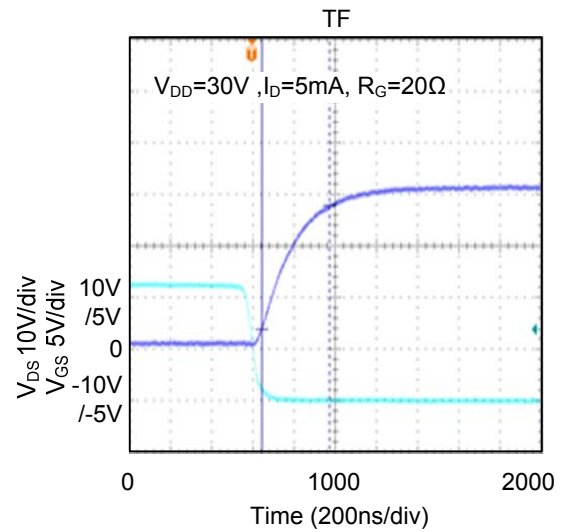
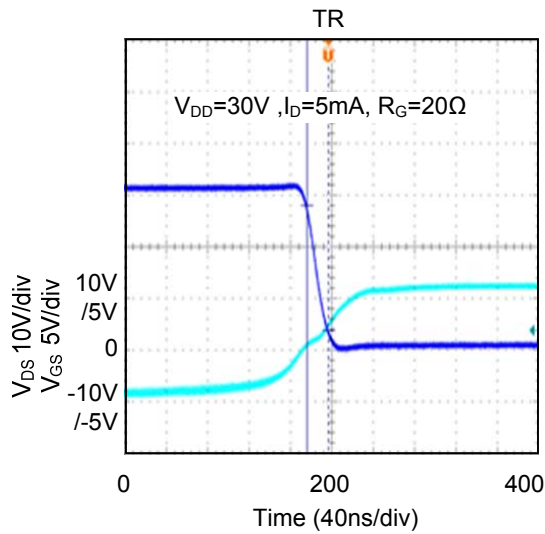
■ ELECTRICAL CHARACTERISTICS ($T_A=25^{\circ}\text{C}$, unless otherwise specified)

PARAMETER		SYMBOL	TEST CONDITIONS	MIN	TYP	MAX	UNIT
OFF CHARACTERISTICS							
Drain-Source Breakdown Voltage		BV_{DSS}	$I_D=250\mu\text{A}, V_{GS}=-5\text{V}$	600			V
Drain-Source Leakage Current		$I_{D(OFF)}$	$V_{DS}=600\text{V}, V_{GS}=-5\text{V}$			0.1	μA
Gate-Source Leakage Current	Forward	I_{GSS}	$V_{GS}=+20\text{V}, V_{DS}=0\text{V}$			+100	nA
	Reverse		$V_{GS}=-20\text{V}, V_{DS}=0\text{V}$			-100	nA
ON CHARACTERISTICS							
Gate to Source Cut Off Voltage		$V_{GS(OFF)}$	$V_{DS}=3\text{V}, I_D=8\mu\text{A}$	-1.0		-3.0	V
Drain-Source Leakage Current		I_{DSS}	$V_{DS}=25\text{V}, V_{GS}=0\text{V}$	7.0			mA
Static Drain-Source On-State Resistance		$R_{DS(ON)}$	$V_{GS}=0\text{V}, I_D=3.0\text{mA}$		60	120	Ω
DYNAMIC PARAMETERS							
Input Capacitance		C_{ISS}	$V_{GS}=0\text{V}, V_{DS}=25\text{V},$ $f=1.0\text{MHz}$		53		pF
Output Capacitance		C_{OSS}			3000		pF
Reverse Transfer Capacitance		C_{RSS}			2.6		pF
SWITCHING PARAMETERS							
Total Gate Charge		Q_G	$V_{GS}=-5\sim 5\text{V}, V_{DS}=30\text{V},$ $I_D=5\text{mA}$		7.6		nC
Gate to Source Charge		Q_{GS}			4		nC
Gate to Drain Charge		Q_{GD}			0.4		nC
Turn-ON Delay Time		$t_{D(ON)}$	$V_{GS}=-5\sim 5\text{V}, V_{DD}=30\text{V},$ $I_D=5\text{mA}, R_G=20\Omega$		42		ns
Rise Time		t_R			20		ns
Turn-OFF Delay Time		$t_{D(OFF)}$			80		ns
Fall-Time		t_F			300		ns
SOURCE- DRAIN DIODE RATINGS AND CHARACTERISTICS							
Drain-Source Diode Forward Voltage		V_{SD}	$I_{SD}=3.0\text{mA}, V_{GS}=-10\text{V}$			1.4	V

Note: 1. Repetitive rating, pulse width limited by maximum junction temperature

2. Pulse width $\leq 380\mu\text{s}$; duty cycle $\leq 2\%$

■ TYPICAL CHARACTERISTICS



UTC assumes no responsibility for equipment failures that result from using products at values that exceed, even momentarily, rated values (such as maximum ratings, operating condition ranges, or other parameters) listed in products specifications of any and all UTC products described or contained herein. UTC products are not designed for use in life support appliances, devices or systems where malfunction of these products can be reasonably expected to result in personal injury. Reproduction in whole or in part is prohibited without the prior written consent of the copyright owner. UTC reserves the right to make changes to information published in this document, including without limitation specifications and product descriptions, at any time and without notice. This document supersedes and replaces all information supplied prior to the publication hereof.